

# EOC-2610

## Long Range Wireless Access Point / Client Bridge

- 2.4 GHz
- 108Mbps
- 802.11b/g/Super G
- MSSID, WDS



### PRODUCT DESCRIPTION

EOC-2610 is a long range outdoor wireless Access Point/ Client Bridge/WDS AP / WDS Bridge / Client Router that operates seamlessly in the 2.4GHz frequency spectrum and provides high bandwidth up to 108Mbps with Super G. It features high transmitted output power and high receivable sensitivity. High output power and high sensitivity can extend range and coverage to reduce the roaming between Access Points to get a more stable wireless connection. It also reduces the expense of equipment in the same environment.

It supports distance control up to 30km and RSSI indicator which enables the best transmit and receive signals for traffic communication. This product comes with PoE injector for building in outdoor environment easily. To protect your wireless connectivity, it can encrypt all wireless transmissions through 64/128-bit WEP data encryption and also supports WPA/WPA2. The MAC address filter lets you select exactly which stations should have access to your network. In addition, the User Isolation function can protect the private network between client users.

The attractive design, high performance, and array of features make EOC-2610 a suitable wireless solution for your residence or office. With MSSID and VLAN support, it allows networks administrator to segregate different services or applications to different designated users, making it more scalable.

- 1\* PoE Injector (EPE-1212)
- 1\* Power Adaptor
- 1\* CD with User's Manual
- 1\* QIG
- 1\* Metal strap
- 1\* Special screw set

To facilitate ease of use and maintenance, a LOCATOR utility is provided to remotely assign IP and to reset the device or devices to factory default. To download, [click here](#).

EOC-2610 Datasheet Version 05072009

\* Theoretical wireless signal rate based on IEEE standard of 802.11 b, g chipset used. Actual throughput may vary. Network conditions and environmental factors lower actual throughput rate.

\*\* All specifications are subject to change without notice

BUSINESS CLASS

# EOC-2610

## Features

### Wireless

- **2.4GHz** It works in 2.4GHz frequency spectrum
- **High output power** Transmit high output power programmable for different country selections
- **High Data Rate** High speed transmitting rate up to 108Mbps with Super G, support large payload such as MPEG video streaming
- **Multifunction application** Access Point/Client Bridge/Client Router/WDS Function
- **Long range transmitting** Transmit power control and distance control (ACK timeout)
- **Narrow Bandwidth** Provide 5MHz/10MHz/20MHz bandwidth selection
- **Signal Strength Display** RF signal strength status shown LEDs of 3 colors, making network build-up easier. LED indicators have the best transmit and receive signal for traffic communication
- **Multiple SSID** 4 SSID supported. Each SSID can set itself wireless or WAN access setting.
- **QoS(WMM)** Enhance performance and density

### Networking

- **PPPoE** Point-to-Point Protocol over Ethernet at Client Router mode. This function will keep trying when failed or disconnected
- **PPTP** Point-to-Point Tunneling Protocol (PPTP) is a method for implementing virtual private networks
- **VPN Pass Through**

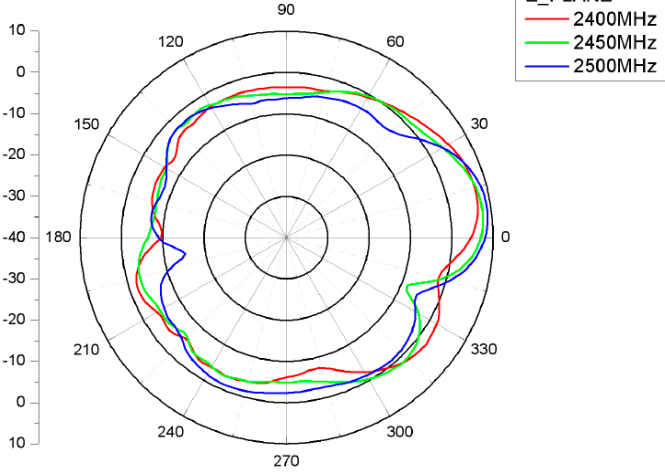
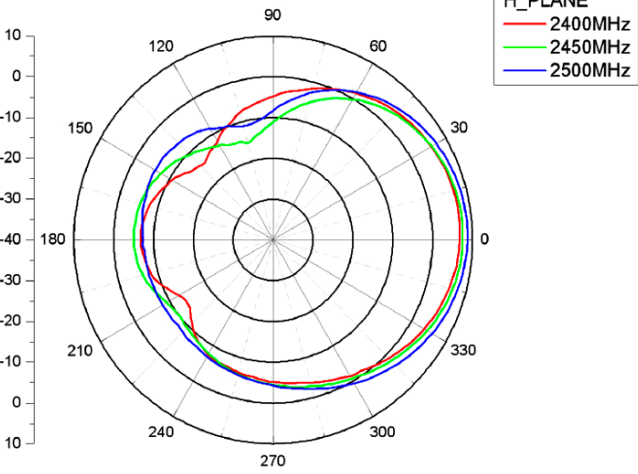
### Security

- **802.11i** WEP, WPA, WPA2 (Encryption support TKIP/AES)
- **MAC address functions** MAC address filter (AP mode)
- **802.1x** IEEE802.1x Authenticator
- **Station isolation**

### Management

- **Firmware Upgrade** Upgrading firmware via web browser, setting are reserved after upgrade
- **Reset & Backup** Reset to factory default. User can export all setting into a file via WEB
- **Ping & Trace Route** Built-in PING function & Trace Route function in Web GUI
- **MIB** MIB I, MIB II(RFC1213)
- **SNMP** V1, V2c

TECHNICAL SPECIFICATION																							
<b>&gt; Hardware Specification</b>																							
Physical Interface	One 10/100 Fast Ethernet RJ-45 One Reset Button One SMA Connector One switch (external and internal antenna switching)																						
LED indicators	Power/ Status LAN (10/100Mbps) WLAN (Wireless is up) 3 x Link Quality (Client Bridge mode) <ul style="list-style-type: none"> <li>• Green: Good Quality</li> <li>• Yellow: Marginally Acceptable Quality</li> <li>• Red: Bad Quality</li> </ul>																						
Power Requirements	Active Ethernet (Power over Ethernet) Proprietary PoE design Power Adapter 24V / 0.6A DC																						
Regulation Certifications	FCC Part 15C/15B, EN 300 328, EN 301 489-1/-17, EN60950																						
<b>&gt; RF Specification</b>																							
Frequency Band	<b>802.11b/g</b> 2.412~2.472GHz																						
Modulation Technology	OFDM = BPSK, QPSK, 16-QAM, 64-QAM DSSS = DBPSK, DQPSK, CCK																						
Operating Channels	<b>802.11b/g</b> 11 for North America, 14 for Japan, 13 for Europe																						
Receive Sensitivity (Typical)	<table border="1"> <tr> <td><b>802.11g</b></td> <td><b>802.11b</b></td> </tr> <tr> <td>-92 dBm @ 6Mbps</td> <td>-97 dBm @ 1Mbps</td> </tr> <tr> <td>-74 dBm @ 54Mbps</td> <td>-89 dBm @ 11Mbps</td> </tr> </table>	<b>802.11g</b>	<b>802.11b</b>	-92 dBm @ 6Mbps	-97 dBm @ 1Mbps	-74 dBm @ 54Mbps	-89 dBm @ 11Mbps																
<b>802.11g</b>	<b>802.11b</b>																						
-92 dBm @ 6Mbps	-97 dBm @ 1Mbps																						
-74 dBm @ 54Mbps	-89 dBm @ 11Mbps																						
Available transmit power (Average power)	<table border="1"> <thead> <tr> <th colspan="2">FCC</th> <th colspan="2">ETSI</th> </tr> <tr> <th>Frequency</th> <th>Power</th> <th>Frequency</th> <th>Power</th> </tr> </thead> <tbody> <tr> <td rowspan="4">2.412~2.462 GHz IEEE802.11g</td> <td>28dBm@6~24Mbps</td> <td rowspan="4">2.412~2.472 GHz IEEE802.11g</td> <td>28dBm@6~24Mbps</td> </tr> <tr> <td>26dBm@36Mbps</td> <td>26dBm@36Mbps</td> </tr> <tr> <td>24dBm@48Mbps</td> <td>24dBm@48Mbps</td> </tr> <tr> <td>23dBm@54Mbps</td> <td>23dBm@54Mbps</td> </tr> <tr> <td>2.412~2.462 GHz IEEE802.11b</td> <td>28dBm@1~11Mbps</td> <td>2.412~2.472 GHz IEEE802.11b</td> <td>28dBm@1~11Mbps</td> </tr> </tbody> </table>	FCC		ETSI		Frequency	Power	Frequency	Power	2.412~2.462 GHz IEEE802.11g	28dBm@6~24Mbps	2.412~2.472 GHz IEEE802.11g	28dBm@6~24Mbps	26dBm@36Mbps	26dBm@36Mbps	24dBm@48Mbps	24dBm@48Mbps	23dBm@54Mbps	23dBm@54Mbps	2.412~2.462 GHz IEEE802.11b	28dBm@1~11Mbps	2.412~2.472 GHz IEEE802.11b	28dBm@1~11Mbps
FCC		ETSI																					
Frequency	Power	Frequency	Power																				
2.412~2.462 GHz IEEE802.11g	28dBm@6~24Mbps	2.412~2.472 GHz IEEE802.11g	28dBm@6~24Mbps																				
	26dBm@36Mbps		26dBm@36Mbps																				
	24dBm@48Mbps		24dBm@48Mbps																				
	23dBm@54Mbps		23dBm@54Mbps																				
2.412~2.462 GHz IEEE802.11b	28dBm@1~11Mbps	2.412~2.472 GHz IEEE802.11b	28dBm@1~11Mbps																				
Internal Antenna	Antenna Specification																						
	Gain: 10dBi																						

	Radiation	Directional
	Frequency Band Range	2.4-2.5GHz
	Horizontal -3dB Bandwidth	70°
	Vertical -3dB Bandwidth	35°
Internal Antenna Pattern	 <p><b>E_PLANE</b>  <span style="color: red;">—</span> 2400MHz  <span style="color: green;">—</span> 2450MHz  <span style="color: blue;">—</span> 2500MHz</p>	
	 <p><b>H_PLANE</b>  <span style="color: red;">—</span> 2400MHz  <span style="color: green;">—</span> 2450MHz  <span style="color: blue;">—</span> 2500MHz</p>	
External Antenna	1* SMA connector	
<b>&gt; Software Features</b>		
General		
Topology	Infrastructure	
Protocol / Standard	IEEE 802.3 (Ethernet) IEEE 802.3u (Fast Ethernet) IEEE 802.11b/g (2.4GHz WLAN)	

Operation Mode	<b>802.11 b/g</b> Access Point Client Bridge Client Router WDS AP/CB
LAN	DHCP Server DHCP Client
VPN	VPN – pass through
Wireless	Channel Selection (Setting varies by countries) Transmission Rate 11 b/g : 54, 48, 36, 24, 18, 12, 11, 9, 6, 5.5, 2, 1 Mbps Super G : 108 Mbps Long distance transmission : 1km to 30km Transmit power table Signal Strength indication using LEDs PPPoE(CR mode) and PPTP Narrow Bandwidth 5MHz/10MHz/20MHz Support PING function and Trace Route function MSSID Support VLAN Support
Security	WEP Encryption-64/128/152 bit WPA/WPA2 Personal (WPA-PSK using TKIP or AES) WPA/WPA2 Enterprise (WPA-EAP using TKIP) 802.1x Authenticator Hide SSID in beacons MAC address filtering, up to 50 field Wireless STA (Client) connected list
QoS	WMM
<b>&gt; Management</b>	
Configuration	Web-based configuration (HTTP)
Firmware Upgrade	- Upgrade firmware via web-browser - Keep latest setting when f/w update
Administrator Setting	Administrator password change
Reset Setting	- Reboot (Press 1 second) - Reset to Factory Default (Press 5 seconds)
System monitoring	Status, Event Log
SNMP	V1, V2c
MIB	MIB I, MIB II (RFC1213) and Private MIB


Backup & Restore	Settings through Web
Time setting	NTP (Auto-setting of time) Time setting manually
<b>Environment &amp; Mechanical</b>	
Temperature Range	Operating -20°C~70°C Storage -30°C to 80°C
Humidity (non-condensing)	0% ~ 90% typical
Dimensions	260mm (L) x 84mm (W) x 55mm (H)
Weight	300g

**> Application**

Access Point + Client Bridge scenario



Long Range Transmitting



> Standard mounting kits



**Pole Mount**



**Wall Mount**



**Window Mount**

