

EOC2611P

Long Range Wireless Access Point / Client Bridge

- 2.4GHz
- 108Mbps
- 802.11 b/g/Super G
- MSSID, WDS



PRODUCT DESCRIPTION

EOC2611P is a long range outdoor wireless Access Point / Client Bridge that operates seamlessly in the 2.4GHz frequency spectrum and provides high bandwidth up to 108Mbps with Super G. With dual polarization antenna, it features high transmitted output power and high receivable sensitivity. High output power and high sensitivity can extend range and coverage to reduce the roaming between Access Points to get a more stable wireless connection. It also reduces the expense of equipment in the same environment. With IPx4 protection, it can provide effective in keeping out water.

It supports distance control by 1km to 30km and RSSI indicator which enables the best transmit and receive signals for traffic communication. This product comes with PoE injector for building in outdoor environment easily.

To protect your wireless connectivity, it can encrypt all wireless transmissions through 64/128-bit WEP data encryption and also supports WPA/WPA2. The MAC address filter lets you select exactly which stations should have access to your network. In addition, the User Isolation function can protect the private network between client users.

The attractive design, high performance, and array of features make EOC2611P a suitable wireless solution for your residence or office.

FEATURES

Wireless

- **2.4GHz** It works in 2.4GHz frequency spectrum
- **High output power** Transmit high output power programmable for different country selections
- **High Data Rate** High speed transmitting rate up to 108Mbps with Super G, support large payload such as MPEG video streaming
- **Multifunction application** Access Point/Client Bridge/Client Router/WDS Function
- **Long range transmitting** Transmit power control and distance control (ACK timeout)
- **Narrow Bandwidth** Provide 5MHz/10MHz/20MHz bandwidth selection
- **Signal Strength Display** RF signal strength status shown LEDs of 3 colors, making network build-up easier. LED indicators have the best transmit and receive signal for traffic communication
- **Multiple SSID** 4 SSID supported. Each SSID can set itself wireless or WAN access setting.
- **QoS(WMM)** Enhance performance and density

Networking

- **PPPoE** Point-to-Point Protocol over Ethernet at Client Router mode. This function will keep trying when failed or disconnected
- **PPTP** Point-to-Point Tunneling Protocol (PPTP) is a method for implementing virtual private networks
- **VPN Pass Through**

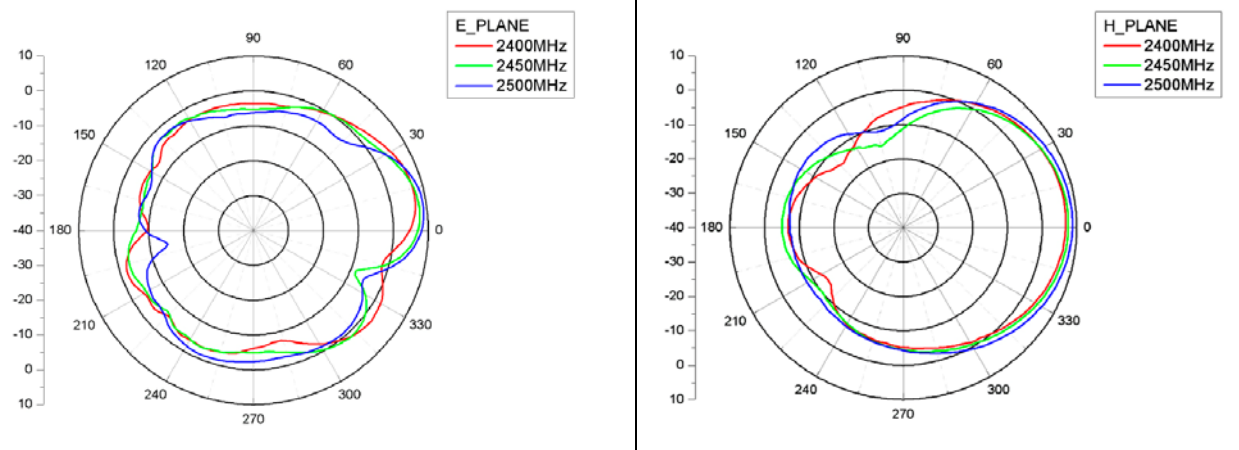
Security

- **802.11i** WEP, WPA, WPA2 (Encryption support TKIP/AES)
- **MAC address functions** MAC address filter (AP mode)
- **802.1x** IEEE802.1x Authenticator
- **Station isolation** L2 Isolation

Management

- **Firmware Upgrade** Upgrading firmware via web browser, setting are reserved after upgrade
- **Reset & Backup** Reset to factory default. User can export all setting into a file via WEB
- **Ping & Trace Route** Built-in PING function & Trace Route function in Web GUI
- **MIB** MIB I, MIB II(RFC1213) and Private MIB
- **SNMP** V1, V2c

TECHNICAL SPECIFICATION																	
> Hardware Specification																	
MCU/RF	Atheros AR2316 Single Chip																
Memory	32MB SDRAM																
Flash	8MB																
Physical Interface	One 10/100 Fast Ethernet RJ-45 One Reset Button One SMA Connector One switch (external and internal antenna switching)																
LED indicators	Power/ Status LAN (10/100Mbps) WLAN (Wireless is up) 3 x Link Quality (Client Bridge mode) <ul style="list-style-type: none"> • Green: Good Quality • Yellow: Marginally Acceptable Quality • Red: Bad Quality 																
Power Requirements	Active Ethernet (Power over Ethernet) Proprietary PoE design Power Adapter 24V / 0.6A DC																
Regulation Certifications	FCC Part 15C/15B, EN 300 328, EN 301 489-1/-17, EN60950																
> RF Specification																	
Frequency Band	802.11b/g 2.412~2.472GHz																
Modulation Technology	OFDM = BPSK, QPSK, 16-QAM, 64-QAM DSSS = DBPSK, DQPSK, CCK																
Operating Channels	802.11b/g 11 for North America, 14 for Japan, 13 for Europe																
Receive Sensitivity (Typical)	<table border="1"> <tr> <td>802.11g -92 dBm @ 6Mbps -74 dBm @ 54Mbps</td> <td>802.11b -97 dBm @ 1Mbps -89 dBm @ 11Mbps</td> </tr> </table>	802.11g -92 dBm @ 6Mbps -74 dBm @ 54Mbps	802.11b -97 dBm @ 1Mbps -89 dBm @ 11Mbps														
802.11g -92 dBm @ 6Mbps -74 dBm @ 54Mbps	802.11b -97 dBm @ 1Mbps -89 dBm @ 11Mbps																
Available transmit power (Average power)	<table border="1"> <thead> <tr> <th colspan="2">FCC</th> <th colspan="2">ETSI</th> </tr> <tr> <th>Frequency</th> <th>Power</th> <th>Frequency</th> <th>Power</th> </tr> </thead> <tbody> <tr> <td>2.412~2.462 GHz IEEE802.11g</td> <td>28dBm@6~24Mbps 26dBm@36Mbps 24dBm@48Mbps 23dBm@54Mbps</td> <td>2.412~2.472 GHz IEEE802.11g</td> <td>28dBm@6~24Mbps 26dBm@36Mbps 24dBm@48Mbps 23dBm@54Mbps</td> </tr> <tr> <td>2.412~2.462 GHz IEEE802.11b</td> <td>28dBm@1~11Mbps</td> <td>2.412~2.472 GHz IEEE802.11b</td> <td>28dBm@1~11Mbps</td> </tr> </tbody> </table>	FCC		ETSI		Frequency	Power	Frequency	Power	2.412~2.462 GHz IEEE802.11g	28dBm@6~24Mbps 26dBm@36Mbps 24dBm@48Mbps 23dBm@54Mbps	2.412~2.472 GHz IEEE802.11g	28dBm@6~24Mbps 26dBm@36Mbps 24dBm@48Mbps 23dBm@54Mbps	2.412~2.462 GHz IEEE802.11b	28dBm@1~11Mbps	2.412~2.472 GHz IEEE802.11b	28dBm@1~11Mbps
FCC		ETSI															
Frequency	Power	Frequency	Power														
2.412~2.462 GHz IEEE802.11g	28dBm@6~24Mbps 26dBm@36Mbps 24dBm@48Mbps 23dBm@54Mbps	2.412~2.472 GHz IEEE802.11g	28dBm@6~24Mbps 26dBm@36Mbps 24dBm@48Mbps 23dBm@54Mbps														
2.412~2.462 GHz IEEE802.11b	28dBm@1~11Mbps	2.412~2.472 GHz IEEE802.11b	28dBm@1~11Mbps														

Internal Antenna	Antenna Specification	
	Gain	10dBi
	Radiation	Directional
	Frequency Band Range	2.4-2.5GHz
	Horizontal -3dB Bandwidth	70°
	Vertical -3dB Bandwidth	35°
Antenna Radiation Pattern		
		
External Antenna	1* SMA connector	

SOFTWARE FEATURES	
> General	
Topology	Infrastructure
Protocol / Standard	IEEE 802.3 (Ethernet) IEEE 802.3u (Fast Ethernet) IEEE 802.11b/g (2.4GHz WLAN)
Operation Mode	802.11 b/g Access Point Client Bridge Client Router WDS AP/CB
LAN	DHCP Server DHCP Client
VPN	VPN – pass through

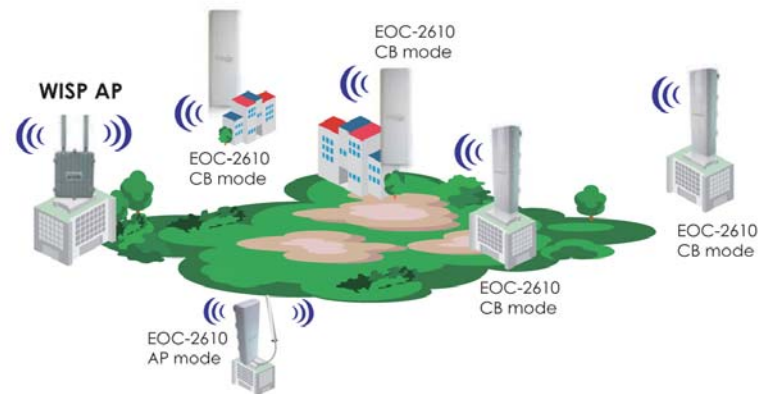
Wireless	<p>Channel Selection (Setting varies by countries)</p> <p>Transmission Rate</p> <p>11 b/g : 54, 48, 36, 24, 18, 12, 11, 9, 6, 5.5, 2, 1 Mbps</p> <p>Super G : 108 Mbps</p> <p>Long distance transmission : 1km to 30km</p> <p>Transmit power table</p> <p>Signal Strength indication using LEDs</p> <p>PPPoE (CR mode) and PPTP</p> <p>Narrow Bandwidth 5MHz/10MHz/20MHz Support</p> <p>PING function and Trace Route function</p> <p>MSSID Support</p> <p>VLAN Support</p>
Security	<p>WEP Encryption-64/128/152 bit</p> <p>WPA/WPA2 Personal (WPA-PSK using TKIP or AES)</p> <p>WPA/WPA2 Enterprise (WPA-EAP using TKIP)</p> <p>802.1x Authenticator</p> <p>Hide SSID in beacons</p> <p>MAC address filtering, up to 50 field</p> <p>Wireless STA (Client) connected list</p>
QoS	WMM
> Management	
Configuration	Web-based configuration (HTTP)
Firmware Upgrade	<ul style="list-style-type: none"> - Upgrade firmware via web-browser - Keep latest setting when f/w update
Administrator Setting	Administrator password change
Reset Setting	<ul style="list-style-type: none"> - Reboot (Press 1 second) - Reset to Factory Default (Press 5 seconds)
System monitoring	Status, Event Log
SNMP	V1, V2c
MIB	MIB I, MIB II (RFC1213) and Private MIB
Backup & Restore	Settings through Web
Time setting	<p>NTP (Auto-setting of time)</p> <p>Time setting manually</p>

ENVIRONMENTAL AND MECHANICAL


Temperature Range	Operating -20°C~70°C Storage -30°C to 80°C
Humidity (non-condensing)	0%~90% typical
Dimensions	260mm (L) x 84mm (W) x 55mm (H)
Weight	380g

APPLICATION

Access Point + Client Bridge scenario



Long Range transmitting



Front



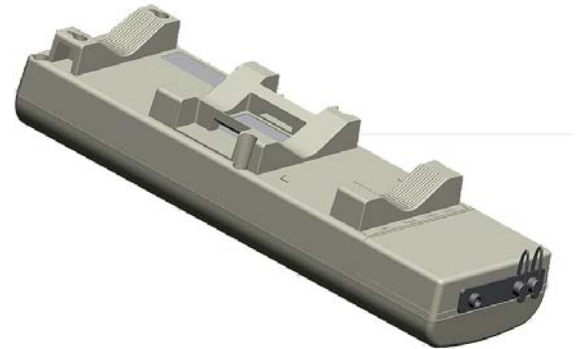
Rear



Standard Mounting Kits Pole Mount



IP65 Standard



PACKAGE CONTENT

- ▶ 802.11b/g Long range AP/CB (EOC2611P)
- ▶ PoE Injector (EPE-1212)
- ▶ Power Adaptor
- ▶ CD with User's Manual
- ▶ QIG
- ▶ Metal strap
- ▶ Special screw set